

Orange County
Public Schools

Guide to Locating Resources on IMS and Safari Montage

WINNER
the broad prize
for urban education

October 2015
ESE Teaching and Learning PK-12
Access Team

The cover features an orange header with the Orange County Public Schools logo, a group of diverse children, a blackboard background for the title, and a photograph of four students holding books. A 'broad prize' logo is also present.

Orange County Public Schools

Guide to Resources on IMS and Safari Montage

OC PS IMS

SAFARI MONTAGE

2

The slide has an orange header with the district name, a white background for the title, and two logos at the bottom: the OC PS IMS logo and the Safari Montage logo. A small number '2' is in the bottom right corner.

Orange County Public Schools

Locating Resources on IMS



Orange County Public Schools

Log into Launch Pad

www.launch.ocps.net



Orange County Public Schools

Click on the IMS link in the LaunchPad

The screenshot shows a grid of application icons. The 'IMS' icon, located in the second row, third column, is circled in red. A red arrow points from the right towards the 'IMS' icon. Other icons include My Files, Khan Academy, OCPS.net, Algebra Nation, Edgenuity, Pearson Course Access, Springboard, OCPS Webmail, HHH, Connected District, It's About Time, Typing Club, Safari Montage, iReady, iReady, MyLess (Teacher), Core5, Edmonds District, Pearson MathXL, Pearson MyMathLab, Library Research Tools, and Resource Teachers.

Orange County Public Schools

Click on the link for "Curriculum"

The screenshot shows the RACE2TOP Instructional Management System (IMS) interface. At the top, it says 'SharePoint' and 'RACE2TOP Instructional Management System (IMS)'. Below this is a banner image of a classroom with a 'NEW!' tag and a text box stating 'EOC-Assessment Outlines for GEE courses are scheduled to be available by October 31st'. Below the banner is a grid of navigation icons. The 'Curriculum' icon, which depicts a school building, is circled in red. A yellow arrow points from the text 'click on "curriculum"' to the 'Curriculum' icon. Other icons include ARA, Progressbook, Destiny, My OCPS, OCPS Website, SignMeUp, and iObservation.


Orange County Public Schools

Choose a grade level

RACE2^{the}TOP IMS Curriculum MTP Upload Curriculum, Instr

Curriculum

- Prekindergarten
- Kindergarten
- 1st Grade
- 2nd Grade
- 3rd Grade
- 4th Grade
- 5th Grade
- Elementary Computers
- Elementary ESE
- Elementary PE
- Elementary Visual and Performing Arts
- Secondary AVID
- Secondary ELA
- Secondary ESE
- Secondary Math
- Secondary PE
- Secondary Research
- Secondary Science
- Secondary Social Studies



OCPS K-12 Comprehensive Math

Lesson Plan Template version 2.0.5

Pre Planning Curriculum Training Oppor Sessions

<input checked="" type="checkbox"/>	Name	Modified	Modified By
<input type="checkbox"/>	Pre_Plan	July 21	Wheeler,

Orange County Public Schools

Choose an Access content area


RACE2^{the}TOP IMS Curriculum MTP Upload C

5th Grade

- Prekindergarten
- Kindergarten
- 1st Grade
- 2nd Grade
- 3rd Grade
- 4th Grade
- 5th Grade

Please left i

- Access ELA
- Access Math
- Access Science
- Access Social Studies
- ELA
- Math
- Science



Orange County Public Schools

Resources for the course

RACE2@TOP IMS Curriculum • MTP Upload Curriculum, Instruction and Digital Learning • LC Log • Access Language Arts - Grade 5 (#7710016)

Prekindergarten
Kindergarten
1st Grade
2nd Grade
3rd Grade
4th Grade
5th Grade

Access ELA
Access Math
Access Science
Access Social Studies
ELA
Math
Science
Elementary Computers
Elementary ESE
Elementary PE
Elementary Visual and Performing Arts
Secondary AYD
Secondary ELA
Secondary ESE
Secondary Math
Secondary PE
Secondary Research
Secondary Science

Click on the header links below for more information.

<p>Course Information Access Project Instructional Resources Test Item Specifications</p>	<p>Course Description</p>
<p>1st Quarter - Scope and Sequence</p> <ul style="list-style-type: none"> • Unit 1: Reading Literature: Key Ideas and Details LCM 1 • Unit 2: Reading Literature: Key Ideas and Details LCM 2 • Unit 3: Reading Literature: Key Ideas and Details LCM 3 • Unit 4: Reading Literature: Key Ideas and Details LCM 4 • Unit 2: Reading Informational: Key Ideas and Details ICM 1 • Unit 2: Reading Informational: Key Ideas and Details ICM 2 • Unit 2: Reading Informational: Key Ideas and Details ICM 3 • Unit 2: Reading Informational: Key Ideas and Details ICM 4 • Unit 2: Reading Informational: Key Ideas and Details ICM 5 • Unit 3: Reading Literature: Craft and Structure ICM 1 • Unit 3: Reading Literature: Craft and Structure ICM 2 • Unit 3: Reading Literature: Craft and Structure ICM 3 • Unit 3: Reading Literature: Craft and Structure ICM 4 	<p>2nd Quarter - Scope and Sequence</p>
<p>3rd Quarter - Scope and Sequence</p>	<p>4th Quarter - Scope and Sequence</p>

Header links to resources

Instructional Guidance Maps (IGM) for Units

Scope and Sequence by Quarter

Orange County Public Schools

View of Scope and Sequence for Clustered Grades in ELA

Grades 3-5 Access ELA (#7710014, #7710015, #7710016) Scope and Sequence 2015-2016

First 9 weeks (43 days)		
Reading Literature: Key Ideas and Details		
3 rd grade standards	4 th grade standards	5 th grade standards
LAFS.3.RL.1.1 • LAFS.3.RL.1.AP.1a • LAFS.3.RL.1.AP.1b	LAFS.4.RL.1.1 • LAFS.4.RL.1.AP.1a • LAFS.4.RL.1.AP.1b LAFS.4.SL.1.2 • LAFS.4.SL.1.AP.2a	LAFS.5.RL.1.1 • LAFS.5.RL.1.AP.1a • LAFS.5.RL.1.AP.1b
LAFS.3.RL.1.2 • LAFS.3.RL.1.AP.2a • LAFS.3.RL.1.AP.2b • LAFS.3.RL.1.AP.2c	LAFS.4.RL.1.2 • LAFS.4.RL.1.AP.2a • LAFS.4.RL.1.AP.2b LAFS.4.SL.1.3 • LAFS.4.SL.1.AP.3a	LAFS.5.RL.1.2 • LAFS.5.RL.1.AP.2a • LAFS.5.RL.1.AP.2b • LAFS.5.RL.1.AP.2c • LAFS.5.RL.1.AP.2d
LAFS.3.RL.1.3 • LAFS.3.RL.1.AP.3a • LAFS.3.RL.1.AP.3c • LAFS.3.RL.1.AP.3d • LAFS.3.RL.1.AP.3e	LAFS.4.RL.1.3 • LAFS.4.RL.1.AP.3a	LAFS.5.RL.1.3 • LAFS.5.RL.1.AP.3a • LAFS.5.RL.1.AP.3b
LAFS.3.L.3.5.a • LAFS.3.L.3.AP.5d LAFS.3.L.3.5.b • LAFS.3.L.3.AP.5c LAFS.3.L.3.5.c • LAFS.3.L.3.AP.5a	LAFS.4.L.3.5.a • LAFS.4.L.3.AP.5c • LAFS.4.L.3.AP.5d LAFS.4.L.3.5.b • LAFS.4.L.3.AP.5e LAFS.4.L.3.5.c • LAFS.4.L.3.AP.5a • LAFS.4.L.3.AP.5b	LAFS.5.L.3.5.a • LAFS.5.L.3.AP.5a • LAFS.5.L.3.AP.5d LAFS.5.L.3.5.b • LAFS.5.L.3.AP.5b LAFS.5.L.3.5.c • LAFS.5.L.3.AP.5c
Reading Informational: Key Ideas and Details Ideas		
Unit 2	Unit 2	Unit 2
LAFS.3.RI.1.1	LAFS.4.RI.1.1	LAFS.5.RI.1.1

OCPS Curriculum & Instruction
Revised 5/18/15

Orange County Public Schools

View of Scope and Sequence for Math

Grade 7 Access MJ Mathematics 2017812020- Scope and Sequence 2015-16

First 9 Weeks (43 days)	Second 9 weeks (43 days)	Third 9 Weeks (42 days)	Fourth 9 Weeks (53 days)
<p>Adding and Subtracting Integers</p> <p>MAFS.7.NS.1.1 - Add and subtract numbers and represent on a number line</p> <ul style="list-style-type: none"> MAFS.7.NS.1.AP.1a MAFS.7.NS.1.AP.1b <p>MAFS.7.NS.1.3 - Rational number operations</p> <ul style="list-style-type: none"> MAFS.7.NS.1.AP.3a <p>Multiplying and Dividing Integers</p> <ul style="list-style-type: none"> MAFS.7.NS.1.2 - Multiply and divide rational numbers MAFS.7.NS.1.AP.2a MAFS.7.NS.1.AP.2b MAFS.7.NS.1.AP.2c <p>MAFS.7.NS.1.3 - Rational number operations</p> <ul style="list-style-type: none"> MAFS.7.NS.1.AP.3a <p>Rational Numbers</p> <p>MAFS.7.NS.1.1 - Add and subtract numbers and represent on a number line</p> <ul style="list-style-type: none"> MAFS.7.NS.1.AP.1a MAFS.7.NS.1.AP.1b 	<p>Rates and Proportionality</p> <p>MAFS.7.RP.1.1 - Unit rates with ratios of fractions</p> <ul style="list-style-type: none"> MAFS.7.RP.1.AP.1a <ul style="list-style-type: none"> MAFS.7.RP.1.2 - Proportional relationships MAFS.7.RP.1.AP.2a MAFS.7.RP.1.AP.2b <p>MAFS.7.RP.1.3 - Multistep problems with proportional relationships</p> <ul style="list-style-type: none"> MAFS.7.RP.1.AP.3a MAFS.7.RP.1.AP.3b MAFS.7.RP.1.AP.3c <p>Proportions and Percent</p> <p>MAFS.7.EE.1.2 - Rewriting expressions</p> <ul style="list-style-type: none"> MAFS.7.EE.1.AP.2a <p>MAFS.7.EE.2.3 - Apply properties of operations</p> <ul style="list-style-type: none"> MAFS.7.EE.2.AP.3a <p>MAFS.7.RP.1.3 - Multistep problems with proportional relationships</p> <ul style="list-style-type: none"> MAFS.7.RP.1.AP.3a MAFS.7.RP.1.AP.3b 	<p>Modeling Geometric Figures</p> <p>MAFS.7.G.1.1 - Scale drawings</p> <ul style="list-style-type: none"> MAFS.7.G.1.AP.1a MAFS.7.G.1.AP.1b <p>MAFS.7.G.1.2 - Draw geometric shapes</p> <ul style="list-style-type: none"> MAFS.7.G.1.AP.2a <p>MAFS.7.G.1.3 - Plane sections</p> <ul style="list-style-type: none"> MAFS.7.G.1.AP.3a <p>MAFS.7.G.2.5 - Supplementary, complementary, vertical, and adjacent angles</p> <ul style="list-style-type: none"> MAFS.7.G.2.AP.5a MAFS.7.G.2.AP.5b MAFS.7.G.2.AP.5c MAFS.7.G.2.AP.5d <p>Circumference, Area, and Volume</p> <ul style="list-style-type: none"> MAFS.7.G.2.4 - Area and circumference of circles MAFS.7.G.2.AP.4b MAFS.7.G.2.AP.4a <p>MAFS.7.G.2.6 - Area, volume, and surface area</p> <ul style="list-style-type: none"> MAFS.7.G.2.AP.6a MAFS.7.G.2.AP.6b 	<p>Analyzing and Comparing Data</p> <p>MAFS.7.SP.2.3 - Similar variability</p> <ul style="list-style-type: none"> MAFS.7.SP.2.AP.3a <ul style="list-style-type: none"> MAFS.7.SP.2.4 - Informal comparative inferences MAFS.7.SP.2.AP.4a MAFS.7.SP.2.AP.4b <p>Experimental Probability</p> <p>MAFS.7.SP.3.5 - Chance events</p> <ul style="list-style-type: none"> MAFS.7.SP.3.AP.5a <p>MAFS.7.SP.3.6 - Chance probability</p> <ul style="list-style-type: none"> MAFS.7.SP.3.AP.6a <p>MAFS.7.SP.3.7 - Develop a probability model</p> <ul style="list-style-type: none"> MAFS.7.SP.3.AP.7a <p>MAFS.7.SP.3.8 - Compound probability</p> <ul style="list-style-type: none"> MAFS.7.SP.3.AP.8a MAFS.7.SP.3.AP.8b <p>Theoretical Probability and Simulations</p> <p>MAFS.7.SP.3.6 - Chance probability</p> <ul style="list-style-type: none"> MAFS.7.SP.3.AP.8a

OCPS Curriculum & Instruction

5/28/15

Orange County Public Schools

View of Instructional Guidance Map (IGM)

Grades 3-5 Access Language Arts: #7710014, #7710015, #7710016 - Instructional Guidance Map 2015-16

First 9 weeks Unit 3: Reading Literature: Craft and Structure Instructional Guidance Map (IGM) #1 of 4		
Approximately 13 days of instruction for complete unit (IGMs 1 - 4). Due to the recursive nature of standards in this course, the standards are addressed by unit in this Instructional Guidance Map and are repeated based upon student need.		
Access Point/Standard	Essential Understanding/Target Skill	Instructional Materials Alignment/Resources
LAFS.3.RL.2.AP.4a: Distinguish literal from non-literal language.	<ul style="list-style-type: none"> Using a dictionary, find all the possible meanings of an unknown new word. From a given list of meanings, match a word to its literal meaning. From a given list, match a word to its nonliteral meaning. Explain how a nonliteral meaning of a word is being used. None 	<p>Unique Learning System/New2You ULS Instructional Guides: Vocabulary r2y Library Standards Connection Lesson 1: Levelled Book Lesson 3: Easy Read Book Lesson 11: Vocabulary Bingo Lesson 13: Literary Experience</p>
LAFS.3.RL.2.AP.4b: Determine the meaning of literal and non-literal words and phrases as they are used in a text.	<ul style="list-style-type: none"> None 	<p>Unique Learning System/New2You ULS Instructional Guides: Vocabulary r2y Library Standards Connection Lesson 1: Levelled Book Lesson 3: Easy Read Book Lesson 11: Vocabulary Bingo Lesson 13: Literary Experience</p>
MAFS.4.RL.2.AP.4a: Determine the meaning of general academic and literary-specific words and phrases in increasingly complex text over time.	<ul style="list-style-type: none"> Identify unknown words from general or domain-specific texts relevant to grade level. Define an unknown word by using common roots/affixes. Define an unknown word by using the context of the text. Define an unknown word using a dictionary. Identify words or phrases that allude to significant characters. 	<p>Early Literacy Skills Builder Level 1, Lessons 3-5, The New Word Game: Objective 13 Levels 2-5, Lessons 1-5, The New Word Game: Objective 13</p> <p>Building with Stories Anansi Does The Impossible!: An Ashanti Tale, Objectives 8, 11 Amazona Grace, Objectives 8, 11 Hushi, Objectives 8, 11 Madeline, Objectives 8, 11 Martha Sobeals, Objectives 8, 11 Officer Buckle And Gloria, Objectives 8, 11</p>

♦ Denotes priority standards assessed on End of Course exam (EOC) and/or standards leading to be assessed through Florida Standards Alternate Assessment (FSA) beginning in 3rd grade.
 Data collection for progress monitoring is recommended at the beginning and end of each Instructional Guidance Map

Orange County Public Schools

Link to digital resources in Safari Montage on IGM

Grades 3-5 Access Language Arts: #7710014, #7710015, #7710016 - Instructional Guidance Map 2015-16


First 9 weeks Unit 3: Reading Literature: Craft and Structure Instructional Guidance Map (IGM) #1 of 4	
Approximately 13 days of instruction for complete unit (IGMs 1-4). *Due to the recursive nature of standards in this course, the standards are addressed by unit in this Instructional Guidance Map and are repeated based upon student need.	
Access Point/Standard	Essential Underst
Grade 3: Unit 3-RL: Craft and Structure- IGM 1	
Grade 4: Unit 3-RL: Craft and Structure- IGM 1	
Grade 5: Unit 3-RL: Craft and Structure- IGM 1	

Click on the link to resources in Safari Montage

Link is at the bottom of each Instructional Guidance Map (IGM)


Orange County Public Schools

Locate resources on Safari Montage



Orange County Public Schools

Click on the Safari Montage link in the LaunchPad



The screenshot displays the OCPS LaunchPad interface. At the top, it says 'OCPS Launch'. Below this is a grid of application icons. The 'Safari Montage' icon, which features a red and white design, is circled in red. A large red arrow points from the right towards this icon. Other icons include 'My Files', 'What Academy', 'OCPS Live', 'Alpha Nation', 'Edgenuity', 'Pearson Course Access', 'Springboard', 'OCPS Webmail', 'Typing Club', 'PDS Order', 'PDS Learning', 'CodeStart', 'iObservation', 'Reading Plus', 'iReady', 'MyClass Teacher', 'CORES', 'Edmodo District', 'Pearson MATH', 'Pearson Math', and 'Library Research Tools'. At the bottom right of the grid is the OCPS logo, consisting of the letters 'OC' and 'PS' in orange and white squares.

Orange County Public Schools

Search for resources by course



The screenshot shows the OCPS dashboard. On the left is a navigation menu with icons for 'MY FILES', 'TUTORIAL', 'PD', 'MY FILES', 'TUTORIAL', 'PD', 'Network', 'SMART BOARD', 'QUICK UPLOAD', 'SCHOOL NEWS', 'ASSIGNMENTS', 'VIEW & CHAT', 'COURSES', and 'LINK GUIDES'. A red arrow points from the text 'On the dashboard click on "COURSES"' to the 'COURSES' icon. The main dashboard area includes sections for 'MESSAGES', 'CLASSES' (with 'DEFAULT CLASS' and 'TEACHER WITH UPLOAD' buttons), 'PLAYLISTS' (with video thumbnails), and 'RESOURCES' (with document thumbnails). A text box at the top left of the dashboard says 'Click the thumbnail of the item you wish to view.'

In the dashboard click on "COURSES" in the left menu

Orange County Public Schools

Keyword search course and grade

Courses

Keyword: Search

Grade Range: Kindergarten to Grade 12

Department: All

Type: All

Status: Active & In Development

Sort By: Course Title, A to Z

Searched for "Access". [Reset Search](#)

Results 1 to 50 of 54

Status	Type	Department	Course Title
Active	District	ESE	Access Algebra 1
Active	District	Access Courses	Access Algebra 1A
Active	District	Access Courses	Access Algebra 1B
Active	District	Access Courses	Access Biology 1
Active	District	Access Courses	Access Chemistry 1
Active	District	Access Courses	Access Earth/Space Science
Active	District	Access Courses	Access Economics with Financial Literacy
Active	District	Access Courses	Access Geometry
Active	District	Access Courses	Access HS English 1/2
Active	District	Access Courses	Access HS English 3/4
Active	District	Access Courses	Access Health and Safety
Active	District	Access Courses	Access Health: 6-8
Active	District	Access Courses	Access Hope
Active	District	Access Courses	Access Integrated Science 1
Active	District	Access Courses	Access Language Arts - Grade 1
Active	District	Access Courses	Access Language Arts - Grade 2

Choose the course from the list that populates

Orange County Public Schools

Click on the links located in the course menu for resources

Digital Curriculum Presenter

- Classes
- Assignments
- Courses
- Lessons Shared for Approval
- Course Outline**
 - Access Language Arts - Grade 1**
 - Access Project Instructional Resources
 - Access Project Resources
 - Course Information
 - Teacher Resources
 - Quarter 1
 - Unit 1 - RL: Key Ideas and Details - IGM 1
 - Unit 1 - RL: Key Ideas and Details- IGM 2
 - Unit 1 - RL:Key Ideas and Details-IGM 3
 - Unit 1 - RL: Key Ideas and Details- IGM 4
 - Unit 2 - RI: Key Ideas and Details- IGM 1
 - Unit 2 - RI: Key Ideas and Details- IGM 2
 - Unit 2 - RI:Key Ideas and Details- IGM 3
 - Unit 2 - RI: Key Ideas and Details- IGM 4
 - Unit 3 - RL: Craft and Structure- IGM 1
 - Unit 3- RL: Craft and Structure- IGM 2
 - Unit 3- RL: Craft and Structure- IGM 3
 - Quarter 2
 - Quarter 3
 - Quarter 4

Orange County Public Schools

View of digital objects for Access Language Arts
Grade 1 Unit 1-RL:Key Ideas and Details- IGM 1

The screenshot displays a digital curriculum management system. On the left, a 'Course Outline' tree shows the hierarchy: Access Language Arts - Grade 1 > Access Project Instructional Resources > Course Information > Teacher Resources > Quarter 1 > Unit 1-RL: Key Ideas and Details- IGM 1. The main content area shows a list of digital objects for Quarter 1. Each object includes a title, a brief description, and icons for 'View', 'Share', 'Edit', and 'Delete'. The objects listed are:

- Notebook:** GRK-Reading Literature and Informational-Details-Stellaluna Notebook Lesson. Description: In this SMART Notebook lesson, engage students in Stellaluna as they recall key details to answer questions and compare...
- Video:** Stellaluna (29 min 4 sec).
- Web:** ReadWriteThink: Using Graphics to Discuss Literature. Description: Online lesson which allows students to create a graphic in understanding a given story/piece of literature. Students cre...
- Video:** Amazing Grace (29 min 31 sec).

Orange County Public Schools

Locate resources using the SEARCH tab

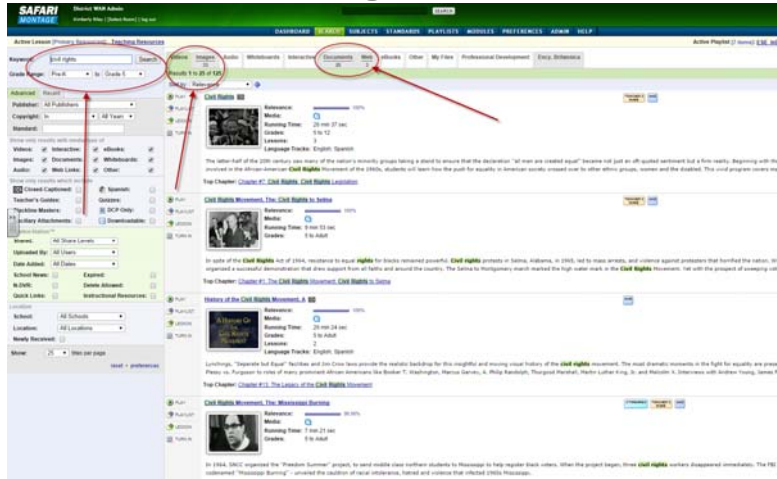
The screenshot shows the SAFARI MONTAGE search interface. The 'SEARCH' tab is selected in the top navigation bar. A yellow starburst callout contains the text:

- Keyword: type in topic of search
- Grade Range: identify the grade range

 The search interface includes a search bar with a 'Search' button, a 'Grade Range' dropdown menu, and various filters for 'Publisher', 'Copyright', and 'Standard'. There are also checkboxes for 'Closed Captioned', 'Spanish', 'Teacher's Guides', 'DCP Only', and 'Library Attachments'. The bottom of the page shows 'Show: 25 items per page'.

Orange County Public Schools

Example of a search for "Civil Rights"



Orange County Public Schools

Add a resource to a playlist

